



Hand-washing technique with soap and water



1
Wet hands with water



2
Apply enough soap to cover all hand surfaces



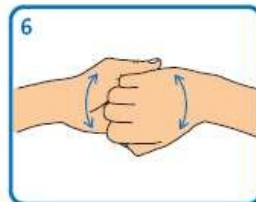
3
Rub hands palm to palm



4
Rub back of each hand with palm of other hand with fingers interlaced



5
Rub palm to palm with fingers interlaced



6
Rub with back of fingers to opposing palms with fingers interlocked



7
Rub each thumb clasped in opposite hand using a rotational movement



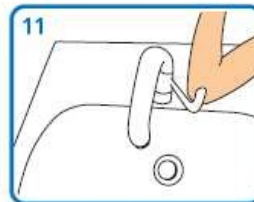
8
Rub tips of fingers in opposite palm in a circular motion



9
Rub each wrist with opposite hand



10
Rinse hands with water



11
Use elbow to turn off tap



12
Dry thoroughly with a single-use towel

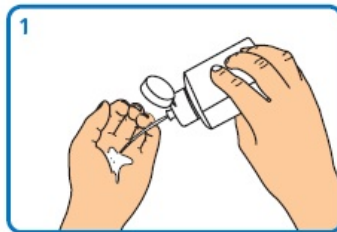


13
Hand washing should take 15–30 seconds





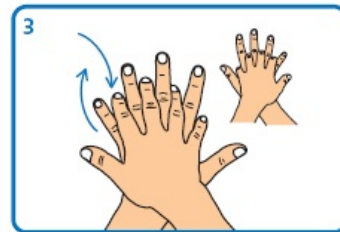
Alcohol handrub hand hygiene technique – for visibly clean hands



1 Apply a small amount (about 3 ml) of the product in a cupped hand



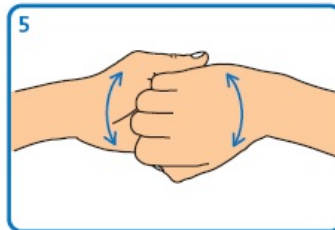
2 Rub hands together palm to palm, spreading the handrub over the hands



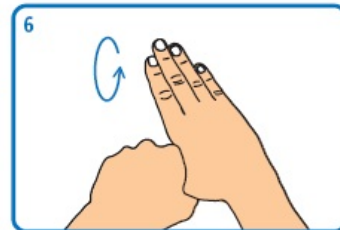
3 Rub back of each hand with palm of other hand with fingers interlaced



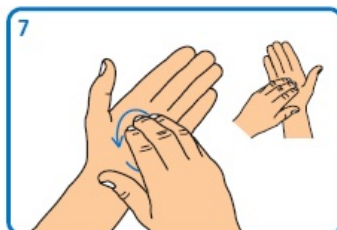
4 Rub palm to palm with fingers interlaced



5 Rub back of fingers to opposing palms with fingers interlocked



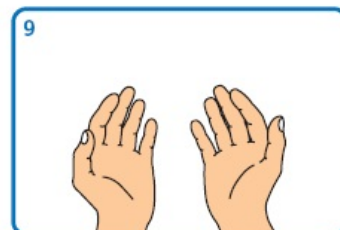
6 Rub each thumb clasped in opposite hand using a rotational movement



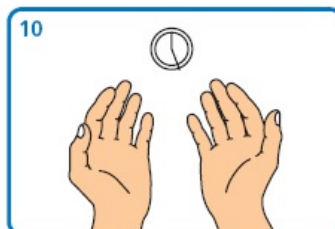
7 Rub tips of fingers in opposite palm in a circular motion



8 Rub each wrist with opposite hand



9 Wait until product has evaporated and hands are dry (do not use paper towels)



10 The process should take 15–30 seconds



© Crown copyright 2007 283373 1p 1k Sep07

